

muvit

Tripod Selfie Kit



MANUEL D'UTILISATION

Usermanual - Manual del usuario - Manuale d'uso

FR | EN | ES | PT

Importé par :

ASCENDEO FRANCE - 61, rue Emile Zola - 69150 Decines-Charpieu - France
INNOV8 IBERIA S.L - Les Planes, 2-4 - 08970 Sant Joan Despi - Barcelone - Espagne



SAFETY INSTRUCTIONS



Read this manual carefully as it contains important information on the installation and use of the product.

- Keep the manual for future reference. If the product changes ownership on a day, make sure that the new user is in possession of the manual.
 - Make sure that the mains voltage is suitable for this unit and does not exceed the supply voltage indicated on the unit's nameplate.
 - To prevent fire or electric shock, do not expose this unit to rain or moisture.
 - Make sure that no flammable objects are in the vicinity of the unit during operation.
 - Do not expose the unit to dripping or splashing water. No objects filled with liquids, such as vases, should be placed on the apparatus.
 - Do not place naked flame sources, such as lighted candles, on the apparatus.
 - To ensure adequate ventilation, install the apparatus in a well-ventilated location with a minimum distance around the apparatus of 50 cm.
- Ventilation should not be hindered by obstruction of the ventilation openings by objects such as newspapers, tablecloths, curtains, etc...
- Unplug the unit from the wall outlet before performing any maintenance or servicing. When replacing the fuse, use only a fuse with exactly the same characteristics as the old one.
 - The unit is intended for use in a temperate climate. The ambient temperature should not exceed 40°C. Do not operate the unit at higher temperatures.
 - In the event of a malfunction, turn off the unit immediately. Never attempt to repair the camera yourself. Improper repair may result in damage and malfunction. Contact an authorized service center. Only use spare parts that are identical to the original parts.
 - Do not connect the unit to an inverter.
 - Make sure that the power cord is never crushed or damaged.
 - Never unplug the unit by pulling on the cord.
 - The power plug must remain easily accessible.
 - Do not expose your eyes too long in the direction of the light source.
 - Different types of batteries or new and used batteries must not be mixed.
 - Batteries/batteries must be inserted with correct polarity.
 - Used batteries must be removed from the product.
 - Batteries must be disposed of safely. To protect the environment, dispose of them in the collection bins provided (ask your dealer for details).

WARNING :

- Danger of explosion if battery is not replaced properly. Replace only with the same or equivalent type.
- The batteries must not be exposed to excessive heat such as sunshine, fire or the like.
- Do not ingest the battery, Danger of chemical burn.

The remote control supplied with this product contains a button cell battery. If the button cell is swallowed, it can cause severe internal burns in as little as 2 hours and may result in death. Keep new and used batteries out of the reach of children. If the battery compartment does not close properly, stop using the product and keep out of reach of children. If there is any doubt that the batteries may have been swallowed or inserted into any part of the body, consult a physician immediately.



Class III equipment :

Safety extra-low voltage (SELV) or protective extra-low voltage (SELV) power supply. Ungrounded grounds. Safe power supply (security transformer).
Danger of electrocution! Never attempt to repair this unit yourself. In the event of a malfunction, repairs may only be carried out by qualified personnel.

PACKAGE CONTENTS :

- 1 x Selfie kit
- 1 x Bluetooth shutter (CR2032 battery not included)
- 1 x User manual

IMPORTANT NOTE : Electrical products should not be disposed of with household garbage. Please recycle them where centres exist for this purpose. Consult local authorities or your dealer on how to recycle them.

DISPOSAL



Do not dispose of appliances marked with this symbol in the household waste.
Help protect the environment and your safety, recycle your electrical and electronic products.
The instrument and its packaging must be returned to your local collection point for recycling. Contact your local authorities to inform you about disposal and recycling. Some collection centres accept products free of charge.



Recycling : Our packaging may be subject to a sorting deposit.
To find out more, please contact: www.consigneetri.fr
PROTECTION OF THE ENVIRONMENT – DIRECTIVE 2012/19/UE
These symbols are only valid within the European Union.

Wireless Transmitter Specification :

Frequency range	Power max output
2400 - 2483,5 MHz (CH1 - CH13)	< 100 mW

Country restrictions :

This device is intended for domestic (indoor) and office use in all EU countries (as well as other countries that apply the EU directives in this area).
The use of the material without restriction, except for the countries listed below.

French - Internal use only for the bands 2454 to 2483,5 MHz

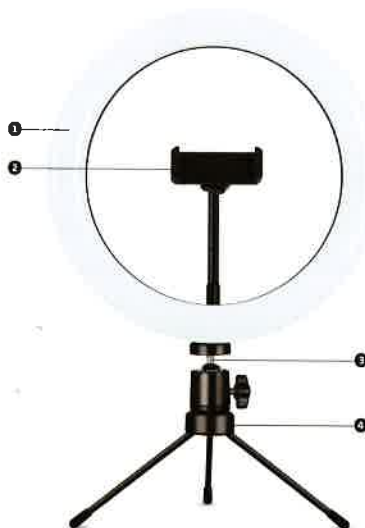
Italia - General authorisation required for use outside its own facilities

Bluetooth version (Wireless Audio BT)

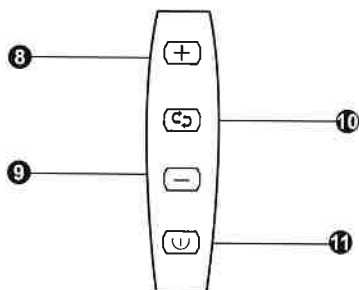
4.0

PRODUCT FUNCTION

1. Light ring 10inch / 25cm diameter
2. Adjustable smartphone support
(3.34inch / 8.5cm wide)
3. Adjustable head with 360° rotation
4. Flexible tripod of 5.51inch / 14cm height
5. Remote control integrated in the cable
6. USB power socket
7. Bluetooth shutter for remote triggering



CONTROL PANEL FUNCTIONS



- 8. Brightness +
- 9. Brightness -
- 10. Changing the white temperature
5500K | 4000K | 3200K
- 11. ON/OFF
- 12. ON/OFF (remote control)
- 13. iOS function
- 14. Android function
- 15. Operation LED



POWER ON

1. Connect the USB plug (6) to a USB port on your computer or to an AC power supply via an adapter*,
*(Adapter not included).
2. Adjust your smartphone on the adjustable stand (2) and press the button (11) on the remote control.
3. Select the desired white mode using button (10) and adjust the brightness by pressing buttons (8) and (9) on the remote control.

BLUETOOTH REMOTE CONTROL

1. Activate the wireless function with the «ON/OFF» button (12) (LED (15) will blink blue).
2. Activate the wireless audio function on your Smartphone.
3. Select «SHUTTER» from the list of found devices.

Déclaration UE de Conformité

NOUS, ASCENDEO FRANCE - 61, rue Emile Zola - 69150 Decines-Charpieu - France

INNOV8 IBERIA S.L - Les Planes, 2-4 - 08970 Sant Joan Despi - Barcelone - Espagne

Certifions et déclarons sous notre seule responsabilité que les produits suivants :

Certify and declare under our sole responsibility only the following products:

Certificar y declaramos bajo nuestra única responsabilidad que los siguientes productos :

Certificare e dichiarare sotto la nostra esclusiva responsabilità solo i seguenti prodotti:

Marque | Brand : MUVIT

Type ou modèle | Type or model : MUVIT MUCHL0070

Désignation commerciale | Designation : TRIPOD SELFIE KIT

L'objet de la déclaration décrit ci-dessus est conforme à la législation d'harmonisation de l'union applicable :

The purpose of the statement described above is consistent with applicable union harmonization legislation:

El propósito de la declaración descrita anteriormente es de conformidad con la legislación de armonización aplicable de la Unión:

Lo scopo della dichiarazione sopra descritta è coerente con la legislazione applicabile in materia di armonizzazione sindacale:

2014/30/EU 

Pour la mise à disposition sur le marché d'équipements radioélectriques,

For the provision of radio equipment on the market.


EMC

EN 55015:2019

EN 61000-3-2:2019

EN 61000-3-3:2013+A1:2019

EN 61547:2019

ROHS 2011/65/UE, Amendement 2015/863/UE 

RoHS

Relative à la limitation de l'utilisation de certaines substances dangereuses dans les équipements électriques et électroniques.

Relative is the limitation of certain substances dangereuses in the team of teams and électroniques.

Fait à Decines-Charpieu (France), le 18/07/2020





www.ascendeo.com

Version 2.0920

Visuels non contractuels - Spécifications sujettes à modification sans préavis - Sous réserve d'erreurs typographiques.
Non-contractual visuals - Specifications subject to change without notice - Subject to typographical errors.